

222 Cavalcade Street, 77009-3213  
P.O. Box 8768, Houston, Texas 77249-8768  
Tel: (713) 692-9151 Fax: (713) 696-6205

Attention: Bill Reinhardt  
**Rumber Materials, Inc.**  
621 West Division Street  
Muenster, TX 76252  
P: 940-759-4181 / F: 940/759-4011

W/O. No.: RUM004-06-12-12560-1  
P.O. No.:  
Report Date: 6/26/2006

**POINT LOAD DEFLECTION TESTS**  
**Rumber 9212 Boards**  
**12" wide x 2 3/8" thick**

Point load applied through a 2" diameter bar, across the 12" width. I-beams had a web width of 4", height of 4 1/2", and a thickness of 1/4" – 3/8". The ends of each board were clamped to an additional I-beam to restrict the vertical movement of the boards during the loading process. The 4" I-beams, running transverse to the board length, were placed at centers of 12", 16" and 20". The load was applied at a rate of 1/2 in./min.

Beam Centers	Maximum Load	Point Load #1	Point Load #2
12"	9,722 lbs.	68 lbs in. <sup>2</sup>	1,620 lbs in. <sup>2</sup>
16"	6,293 lbs.	33 lbs in. <sup>2</sup>	1,049 lbs in. <sup>2</sup>
20"	4,970 lbs.	21 lbs in. <sup>2</sup>	828 lbs in. <sup>2</sup>

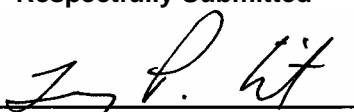
- 1) based on total surface area of 12" wide board by distance between beam centers
- 2) based on assuming 1/2" x 12" contact of 2" diameter bar across width, during loading. This would be the area directly under the load application bar.

Point Load #1	Point Load #1 with 3:1 Safety Factor	Point Load #2	Point Load #1 with 3:1 Safety Factor
68 lbs in. <sup>2</sup>	23 lbs in. <sup>2</sup>	1,620 lbs in. <sup>2</sup>	540 lbs in. <sup>2</sup>
33 lbs in. <sup>2</sup>	11 lbs in. <sup>2</sup>	1,049 lbs in. <sup>2</sup>	350 lbs in. <sup>2</sup>
21 lbs in. <sup>2</sup>	7 lbs in. <sup>2</sup>	828 lbs in. <sup>2</sup>	276 lbs in. <sup>2</sup>

Our letters and reports are for the exclusive use of the client to whom they are addressed and shall not be reproduced except in full without the approval of the testing laboratory. The use of our name must receive our written approval. Our letters and reports apply only to the sample tested and/or inspected, and are not indicative of the quantities of apparently identical or similar products. Material submitted to our metals department will be discarded after a period of 30 days unless otherwise directed.

Stork SWL, is an operating unit of Stork Materials Technology B.V., Amsterdam, The Netherlands, which is a member of the Stork group

**Respectfully Submitted**

  
Terry Wilt  
Manager, Product Evaluation

222 Cavalcade Street, 77009-3213  
P.O. Box 8768, Houston, Texas 77249-8768  
Tel: (713) 692-9151 Fax: (713) 696-6205

Attention: Bill Reinhardt  
**Rumber Materials, Inc.**  
621 West Division Street  
Muenster, TX 76252  
P: 940-759-4181 / F: 940/759-4011


W/O. No.: RUM004-06-12-12560-1  
P.O. No.:  
Report Date: 6/26/2006



Point load application with 20" beam centers. 2" diameter bearing rod across width.



4300# load on 20" beam centers.

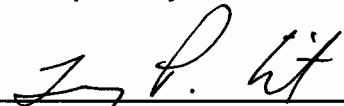


Break in board material at 4,970 lbs.

Our letters and reports are for the exclusive use of the client to whom they are addressed and shall not be reproduced except in full without the approval of the testing laboratory. The use of our name must receive our written approval. Our letters and reports apply only to the sample tested and/or inspected, and are not indicative of the quantities of apparently identical or similar products. Material submitted to our metals department will be discarded after a period of 30 days unless otherwise directed.

Stork SWL, is an operating unit of Stork Materials Technology B.V., Amsterdam, The Netherlands, which is a member of the Stork group

**Respectfully Submitted**

  
Terry Wilt  
Manager, Product Evaluation